

WHATCOM COUNTY STATE OF EARLY LEARNING

13,308

CHILDREN UNDER SIX



61%

HAVE ALL PARENTS IN THE WORKFORCE

57%

DO NOT HAVE ACCESS TO EARLY LEARNING

38%

LIVING IN POVERTY*



AFFORDABILITY OF CHILD CARE PERCENT OF INCOME PAID

42% OF INCOME PAID TO CHILD CARE BY FAMILIES OF COLOR (MEDIAN INCOME OF **\$59,285**)

COMPARED TO **31%** PAID BY WHITE FAMILIES (MEDIAN INCOME OF **\$78,959**)



A FAMILY OF FOUR WOULD NEED TO MAKE **\$379,643** IN ORDER FOR CHILD CARE TO BE **7% OF THEIR INCOME.**

THE WASHINGTON STATE DEPARTMENT OF COMMERCE STATES CHILD CARE SHOULD COST NO MORE THAN 7% OF INCOME.

PRICE BY AGE GROUP

\$13,404
INFANTS: <1 YR

\$12,744
TODDLERS:
1 - 2 YRS

\$11,244
PRESCHOOLERS:
3 - 5 YRS

3 - 5 YRS 41%

PERCENT OF CHILDREN WITH ACCESS TO QUALITY CARE

1 - 2 YRS 27%

<1 YR 15%



COVID IMPACTS

52 Child care programs temporarily closed

44% Estimated capacity loss of 1,514 slots

50 CHILD CARE PROGRAMS (**546 JOBS**) RECEIVED A PAYCHECK PROTECTION LOAN.

CHILD CARE PROGRAMS AS SMALL BUSINESS

ECONOMIC IMPACT

\$24,000

COST OF QUALITY CHILD CARE

\$9,988

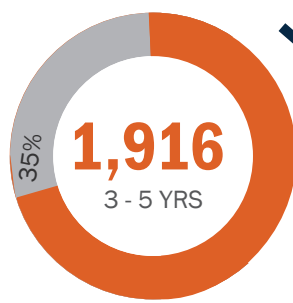
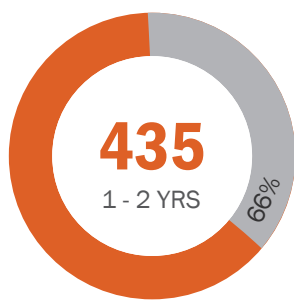
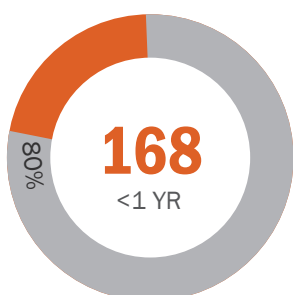
MAX SUBSIDY ALLOWED FOR AT HOME CHILD CARE

75%

CHARGE LESS THAN OR EQUAL TO \$10,993

CAPACITY OF LICENSED CHILD CARE

Capacity does not meet the demand.



● CAPACITY ● DEMAND

TO MEET GROWING WORKFORCE

396

CHILD CARE EDUCATORS NEEDED

*We define children in poverty as those in households at 200 percent of the federal poverty line, which is \$52,400