

# SKAGIT COUNTY STATE OF EARLY LEARNING

**8,216**  
CHILDREN UNDER SIX



**60%**

HAVE ALL PARENTS IN THE WORKFORCE

**47%**

DO NOT HAVE ACCESS TO EARLY LEARNING

**60%**

LIVING IN POVERTY\*

## AFFORDABILITY OF CHILD CARE PERCENT OF INCOME PAID

**36%** OF INCOME PAID TO CHILD CARE BY FAMILIES OF COLOR (MEDIAN INCOME OF **\$62,865**)

COMPARED TO **29%** PAID BY WHITE FAMILIES (MEDIAN INCOME OF **\$77,617**)

A FAMILY OF FOUR WOULD NEED TO MAKE **\$379,643** IN ORDER FOR CHILD CARE TO BE **7% OF THEIR INCOME.**

THE WASHINGTON STATE DEPARTMENT OF COMMERCE STATES CHILD CARE SHOULD COST NO MORE THAN 7% OF INCOME.

## PRICE BY AGE GROUP

**\$13,200**  
INFANTS: <1 YR

**\$11,340**  
TODDLERS:  
1 - 2 YRS

**\$9,480**  
PRESCHOOLERS:  
3 - 5 YRS

**49%** PERCENT OF CHILDREN WITH ACCESS TO QUALITY CARE

**3 - 5 YRS**

**1 - 2 YRS** **37%**

**<1 YR** **20%**



## COVID IMPACTS

**20** Child care programs temporarily closed

**22%** Estimated capacity loss of 580 slots

**25** CHILD CARE PROGRAMS (**175 JOBS**) RECEIVED A PAYCHECK PROTECTION LOAN.

## CHILD CARE PROGRAMS AS SMALL BUSINESS

### ECONOMIC IMPACT

**\$24,000**

COST OF QUALITY CHILD CARE

**\$9,988**

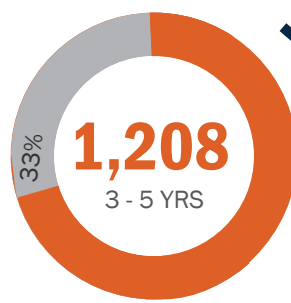
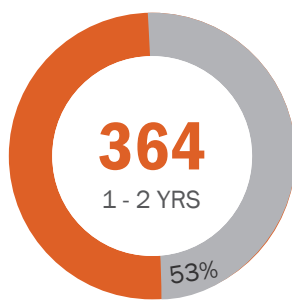
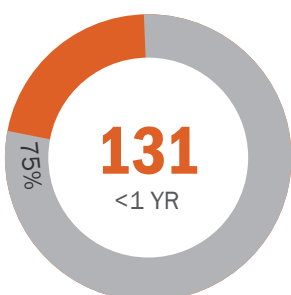
MAX SUBSIDY ALLOWED FOR AT HOME CHILD CARE

**75%**

CHARGE LESS THAN OR EQUAL TO \$10,226

## CAPACITY OF LICENSED CHILD CARE

Capacity does not meet the demand.



● CAPACITY ● DEMAND

## TO MEET GROWING WORKFORCE

**197**  
CHILD CARE EDUCATORS NEEDED

\*We define children in poverty as those in households at 200 percent of the federal poverty line, which is \$52,400