

ISLAND COUNTY STATE OF EARLY LEARNING

4,257
CHILDREN UNDER SIX



60%
HAVE ALL PARENTS IN
THE WORKFORCE

53%
DO NOT HAVE ACCESS
TO EARLY LEARNING

52%
LIVING IN POVERTY*
*We define children in poverty as those in households at 200 percent of the federal poverty line, which is \$52,400

AFFORDABILITY OF CHILD CARE PERCENT OF INCOME PAID

33% OF INCOME PAID TO CHILD CARE BY FAMILIES OF COLOR (MEDIAN INCOME OF **\$64,809**)

COMPARED TO **27%** PAID BY WHITE FAMILIES (MEDIAN INCOME OF **\$78,864**)

A FAMILY OF FOUR WOULD NEED TO MAKE **\$379,643** IN ORDER FOR CHILD CARE TO BE **7% OF THEIR INCOME.**

THE WASHINGTON STATE DEPARTMENT OF COMMERCE STATES CHILD CARE SHOULD COST NO MORE THAN 7% OF INCOME.

PRICE BY AGE GROUP

\$12,420
INFANTS: <1 YR

\$10,440
TODDLERS:
1 - 2 YRS

\$8,820
PRESCHOOLERS:
3 - 5 YRS

3 - 5 YRS 29% PERCENT OF CHILDREN WITH ACCESS TO QUALITY CARE

1 - 2 YRS 17%

<1 YR 8%

COVID IMPACTS

14 Child care programs temporarily closed

36% Estimated capacity loss of 430 slots

8 CHILD CARE PROGRAMS (**81 JOBS**) RECEIVED A PAYCHECK PROTECTION LOAN.

CHILD CARE PROGRAMS AS SMALL BUSINESS

ECONOMIC IMPACT

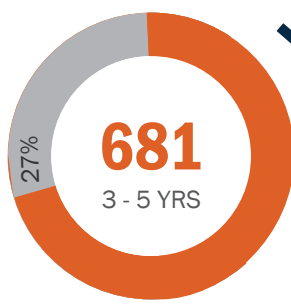
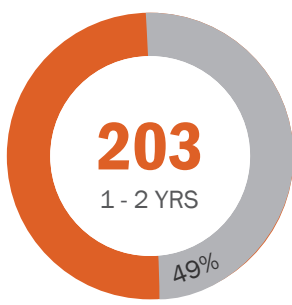
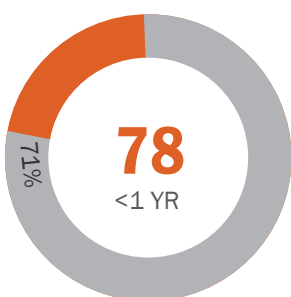
\$24,000
COST OF QUALITY CHILD CARE

\$9,988
MAX SUBSIDY ALLOWED FOR AT HOME CHILD CARE

75%
CHARGE LESS THAN OR EQUAL TO \$9,174

CAPACITY OF LICENSED CHILD CARE

Capacity does not meet the demand.



● CAPACITY ● DEMAND

TO MEET GROWING WORKFORCE

114
CHILD CARE EDUCATORS NEEDED

*We define children in poverty as those in households at 200 percent of the federal poverty line, which is \$52,400